

PB Cartographic Tools

Tool	Uses Tag Model	Works Outside of Tag Model	Works With the Following Geometry:			
			Linear	Polygon	Annotation	Points
Place Break Tic		X	X			
Place Corner Tic		X	X			
Place Double Arrow		X	X			
Place From - To Mark		X	X			
Place In - Out Mark		X	X			
Place Monumentation		X	X			
Place Ownership Hook		X	X			
Place Single Arrow		X	X			
Place Tic		X	X			

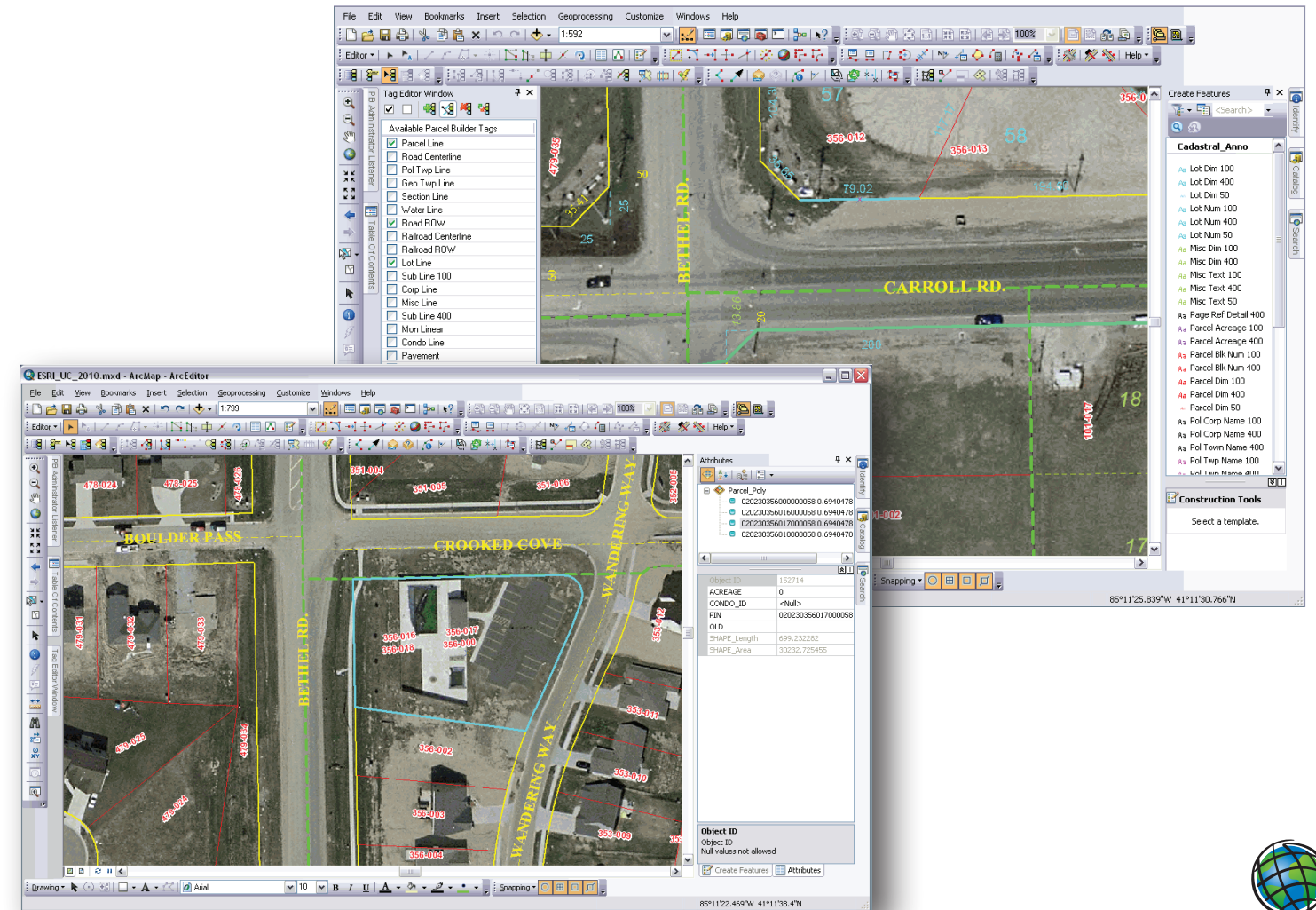
Construction Tools

Tool	Uses Tag Model	Works Outside of Tag Model	Works With the Following Geometry:			
			Linear	Polygon	Annotation	Points
Break Line with Sketch	X	X	X			
Create 2 Point Tagged Line	X	X	X			
Create Tagged Line	X	X	X			

Conversion Tools






Tool	Uses Tag Model	Works Outside of Tag Model	Works With the Following Geometry:			
			Linear	Polygon	Annotation	Points
Anno Carto Conversion		X	X		X	
CAD Anno Conversion		X			X	
Hyperlink Conversion		X	X	X		X

Parcel Builder[®] Map Editor




Tool Summary














PB Topology Tools

Tool	Uses Tag Model	Works Outside of Tag Model	Works With the Following Geometry:			
			Linear	Polygon	Annotation	Points
 Define Tag Topology	X		X			
 Find Dangles		X	X			
 Find Overlaps		X	X	X	X	X
 Find Polygons with Multiple Points		X		X		X
 Planarize Tagged Lines	X	X	X			





PB Edit Tools

Tool	Uses Tag Model	Works Outside of Tag Model	Works With the Following Geometry:			
			Linear	Polygon	Annotation	Points
 Copy Tagged Features	X	X	X	X	X	X
 Copy Parallel Tagged Features	X	X	X			
 Tagged Fillet	X	X	X			
 Corner Two Lines		X	X			
 Modify Line Length		X	X			
 Tagged Circle	X	X	X	X		
 Tagged Cul-de-Sac	X	X	X			
 Distance-Distance Tagged Lines	X	X	X			
 Break Tagged Lines at Vertices	X	X	X			
 Split Tagged Line	X	X	X			
 Attribute Transfer Point to Poly		X		X		X
 Subdivide Polygon		X		X	X	
 Subdivide Block	X	X	X		X	
 Proportion Line	X	X	X			
 Hyperlink Administrator		X	X	X		X




PB Utility Tools

Tool	Uses Tag Model	Works Outside of Tag Model	Works With the Following Geometry:			
			Linear	Polygon	Annotation	Points
 Workflow Manager		X	X	X	X	X
 Power Tool		X	X	X	X	X
 Display Vertices and Endpoints		X	X	X		
 Display Selected Direction Arrow		X	X	X		
 Visible Scale Manager		X	X	X	X	X
 Describe Layer		X	X	X	X	X
 Arc Identifier		X	X	X		
 Angle Between Lines		X	X	X		
 Find Area in Lines		X	X	X		
 Select Features by Geometry Type		X	X	X		
 Cycle Through Selected Features		X	X	X	X	X
 Move Selection Anchor		X	X	X		X
 Set Traverse Offset		X	X	X		

PB Tag Tools

Tool	Uses Tag Model	Works Outside of Tag Model	Works With the Following Geometry:			
			Linear	Polygon	Annotation	Points
 Tag Identifier	X		X			
 Tag Editor	X		X			
 Calculate Alpha Tag	X		X			
 Create Tag Layer	X		X			

PB Annotation Tools

Tool	Uses Tag Model	Works Outside of Tag Model	Works With the Following Geometry:			
			Linear	Polygon	Annotation	Points
 Increment Annotation Numeric Text		X			X	
 Export Annotation Classes		X			X	
 Export Annotation Features		X			X	